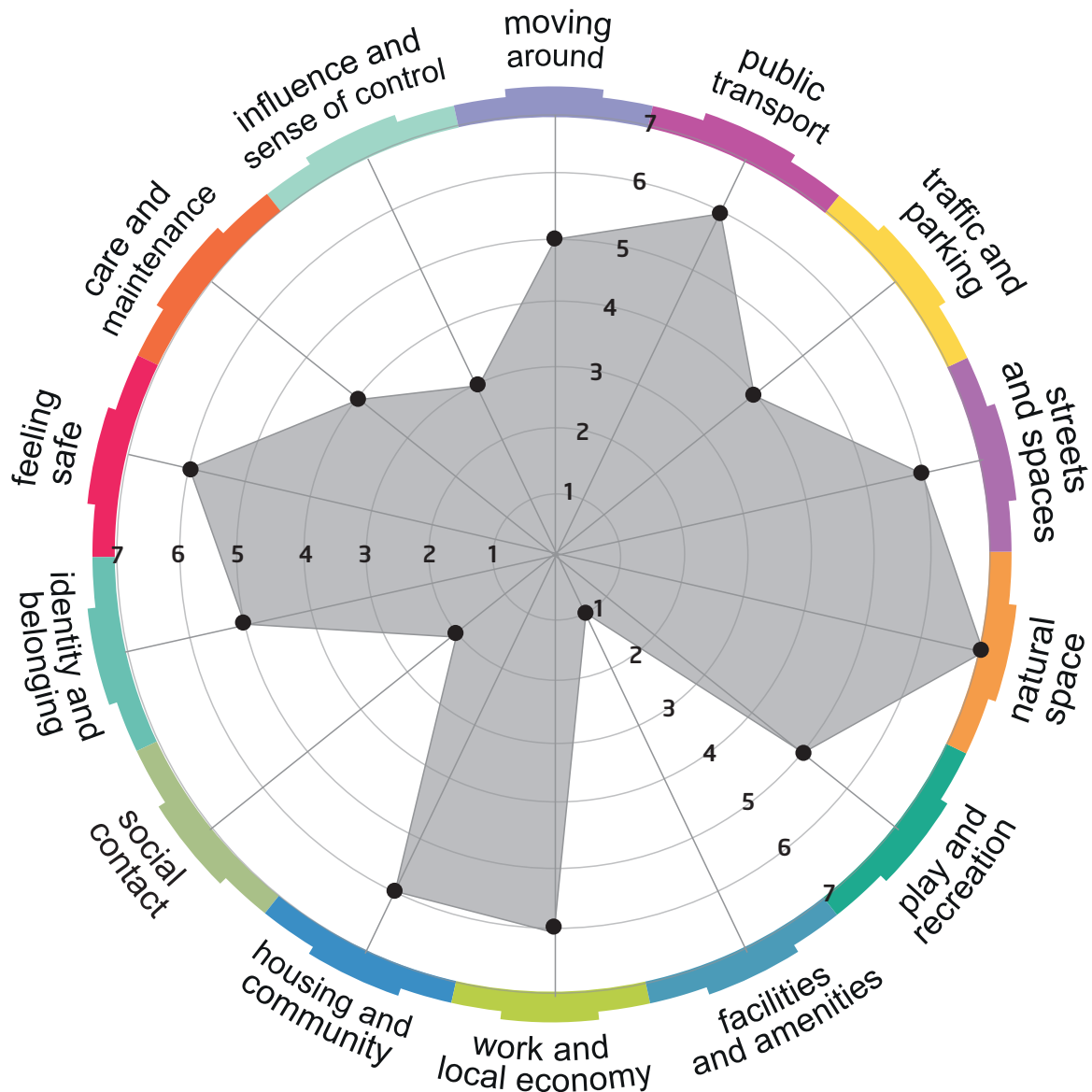


# Place Standard – How Good is Our Place?



The Place Standard is a way of assessing places. Whether the place is well-established, undergoing change, or is still being planned, the tool can help you.

The Place Standard tool provides a simple framework to structure conversations about place. It allows you to think about the physical elements of a place (for example its open spaces and transport links) as well as the social aspects (for example whether people feel they have a say in decision making). Research shows that the way places function, look and feel can influence our health and wellbeing.

The tool provides prompts for discussions, allowing you to consider all the elements of a place in a methodical way. The tool pinpoints the assets of a place, as well as areas where a place could improve.

---

The Place Standard is a tool that is used to assess the quality of a place. It can assess places that are well established, undergoing change, or still being planned. The tool can also help people to identify their priorities for a particular place.

The tool is simple and free to use.

It consists of 14 questions which cover both the physical and social elements of a place. We have provided prompts to help you answer the questions. When you have answered all 14 questions, you plot the results on a simple diagram (as shown on the previous page).

## Why place is important

Where we spend our time has an important effect on our lives and our wellbeing. Improving the quality of places and the opportunities we have access to can help to tackle inequalities.

Understanding the existing and potential strengths of a place can help us make good decisions and allow us to target resources to where they are needed most. This approach can deliver better results over the long term.

The Place Standard tool can also support the design and delivery of successful places, creating good-quality development where people want to live.

## Who the tool is for

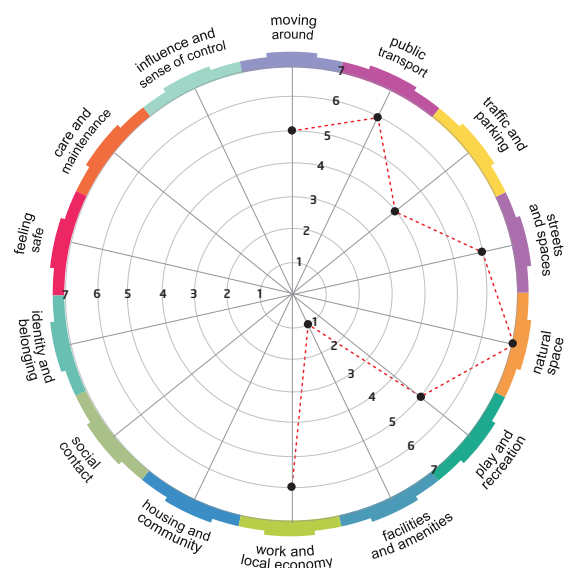
The tool is designed for everyone to use – communities, the public sector, the third sector (voluntary and non-profit organisations), and the private sector. People will want to use the tool in different circumstances and for different purposes, but it allows people to work together productively and consistently across sectors and boundaries.

## Area

The tool allows different sizes and types of places to be assessed. This can be in urban or rural areas. It can include whole towns or neighbourhoods. You can use the tool to assess existing places, as well as places that are still being planned. Those involved in assessing a place should agree beforehand the area they are going to assess.

## How to use the tool

You can either complete the tool on paper, or go online to <http://www.placestandard.scot/#/home>. There is also a Place Standard app for Apple or android devices.



You will need to do the following:

- Record who you are. Say whether you are completing the tool as an individual, or representing a group, and agree the area you are going to assess.
- Answer each question by giving a rating on a scale from 1 to 7. We have provided some prompts to help. If you are answering as a group you should agree the rating between you. There is a space for you to record the reasons for your answers.
- When you have answered all the questions, plot each rating on the compass diagram (this will be done automatically if using the online tool).  
In this example (opposite) the 'Moving around' question was rated as a '5'.  
The next question, 'Public transport' was rated a '6'. Draw a line between each point as you go along.
- After the diagram is complete, you can look at the results and agree priorities and actions. We have provided space for you to list the main issues.

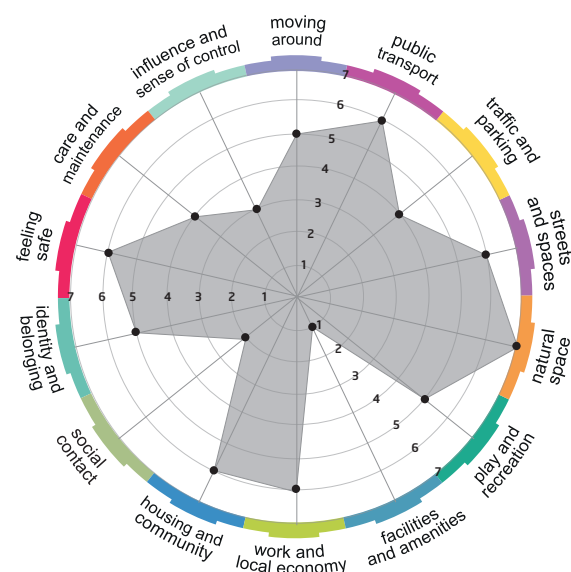
There may be instances where the question does not seem relevant or where you feel you do not have enough information to answer. In these cases you should think about the area that you are assessing as part of a larger place, or make sure that there is a way in which the views of the community can be properly taken into account.

If the tool is being used to help plan a new development where a community is not yet established, you will want to think about what it will be like to live there. It will also be useful to consider the needs of, or effect on, neighbouring communities.

It is recommended that you refer to the National Standards for Community Engagement (<http://www.scdc.org.uk/what/national-standards/>) if you are applying the Place Standard within a process of community consultation.

## Results

The diagram produced will be easy to understand. It should show, at a glance, the areas where a place is performing well and where there is room for improvement. If you have assessed a place as good, the shape of the diagram will be fuller, reaching towards the edge of the circle (as shown in the example on page 4, for 'Public transport'). Where a place is seen as performing poorly, the shape will be smaller, remaining towards the centre of the diagram (as shown in the example for 'Facilities and amenities').



---

There is no benchmark or minimum standard. The tool is used to measure the strengths and assets of a place and to show areas where action may be taken.

## When to use the tool

The Place Standard tool can help you to achieve a number of aims.

[Communities](#) can use the tool to assess what works about their place and where it needs to improve. This may be part of a wider discussion about regenerating an area, or it might be to support a new place or development which is planned nearby.

[Local authorities and Community Planning Partnerships](#) can use the tool to help plan their activities and decide on their priorities for action. The development sector can use the tool to find out what communities need and create good places where people want to live.

## What happens next

The Place Standard tool is part of a process, not the end of the process. When considering what you might do next, you should think about opportunities to develop and build on the conversations and relationships the tool has started.

The tool allows you to assess the place consistently, and over time to see if improvements have been made. To get the most out of the tool you will want to record the qualities of the place you are assessing and the reasons for your rating. This will help you to set out your ambitions for the place.

# Moving around

Walking and cycling are good for our health and the environment. Pleasant and safe routes can encourage walking and cycling.

Now think about the place you are assessing and ask yourself:

## Can I easily walk and cycle around using good-quality routes?

Next, rate the place on a scale from 1 to 7, where 1 means there is a lot of room for improvement and 7 means there is very little room for improvement. Record your rating on the compass diagram.

Think about the following when considering your rating:

- Are there enough routes for walking and cycling?
- Are walking and cycling given priority over cars and other traffic as much as possible?
- Do routes provide obvious and direct links with the places that people want to go, such as schools, shops, parks and public transport?
- Are routes good quality, attractive and pleasant to use?
- Do routes meet the needs of everyone, whatever their age or mobility, and is there seating for those who need it?
- Do routes feel safe to use all year round and at different times of the day?

Use this space to note the reasons for your rating.

# Public transport

Access to an affordable, reliable and well-connected public transport service is important for all communities. Good public transport encourages people to get around in ways that are better for the environment.

Now think about the place you are assessing and ask yourself:

## Does public transport meet my needs?

Next, rate the place on a scale from 1 to 7, where 1 means there is a lot of room for improvement and 7 means there is very little room for improvement. {Record your rating on the compass diagram.}

Think about the following when considering your rating:

- Are public transport services frequent and reliable?
- Do they take people to where they want to go?
- Is public transport safe and easy to access, whatever their age or mobility ?
- Are bus stops and stations in convenient places and within walking distance of people's homes and is there seating for those who need it?
- Do bus and train stations have what is needed, for example, toilets, secure parking and cycle storage?
- Can everyone afford public transport services?
- Are facilities and vehicles of good quality and well maintained?

Use this space to note the reasons for your rating.

# Traffic and parking

Too much traffic can cause problems for people who live in, work in, or visit an area. Traffic and parking arrangements that allow people to move around safely can help people to get the most out of a place.

Now think about the place you are assessing and ask yourself:


**Do traffic and parking arrangements allow people to move around safely and meet the community's needs?**

Next, rate the place on a scale from 1 to 7, where 1 means there is a lot of room for improvement and 7 means there is very little room for improvement. {Record your rating on the compass diagram.}

Think about the following when considering your rating:

- Do people take priority over cars and other traffic?
- What impact does traffic have on health and wellbeing in the place (you might want to think about access, noise and air quality)?
- Is parking in a safe and secure location?
- Are traffic-calming measure used effectively to benefit the community?
- Are there too many cars and too much traffic in the area?

Use this space to note the reasons for your rating.



# Streets and spaces

Buildings, landmarks, greenery, views and natural landscape can all help to create an attractive, distinctive place that people enjoy. These features can also help people to find their way around.

Now think about the place you are assessing and ask yourself:

**Do buildings, streets and public spaces create an attractive place that is easy to get around?**

Next, rate the place on a scale from 1 to 7, where 1 means there is a lot of room for improvement and 7 means there is very little room for improvement. {Record your rating on the compass diagram.}

Think about the following when considering your rating:

- Do the buildings or public spaces make being in or passing through the area a pleasant experience?
- Are there positive features such as local landmarks, historic buildings, public squares or natural features that make the place look attractive?
- Do poor aspects such as derelict buildings, vacant land or excessive noise reduce the effect that these positive features have?
- Do features and routes help people find their way around?
- Is it much harder to enjoy the place at night, in different seasons, or during bad weather?

Use this space to note the reasons for your rating.



# Natural space

Natural space includes parks and woodlands, fields, streams and rivers, green space alongside paths and roads, and tree-lined streets. These can be good for wildlife, improve air quality and benefit our health and wellbeing.

Now think about the place you are assessing and ask yourself:

## Can I regularly experience good-quality natural space?

Next, rate the place on a scale from 1 to 7, where 1 means there is a lot of room for improvement and 7 means there is very little room for improvement. {Record your rating on the compass diagram.}

Think about the following when considering your rating:

- Is there a variety of natural spaces that are available to people?
- Are there opportunities for people to experience and have contact with nature?
- Is the natural space attractive and well maintained and is there seating for those who need it?
- Is the natural space affected by negative features such as excessive noise or poor air quality?
- Is a range of natural space accessible to everyone, whatever their age, mobility, disability, sex, ethnic group, religious belief or sexuality?
- Will the natural space continue to meet people's needs in the future?

Use this space to note the reasons for your rating.

# Play and recreation

Good places encourage children to play and allow adults to enjoy leisure and sporting activities. Opportunities for play and recreation can improve the quality of our lives and our health.

Now think about the place you are assessing and ask yourself:

## Can I access a range of space with opportunities for play and recreation?

Next, rate the place on a scale from 1 to 7, where 1 means there is a lot of room for improvement and 7 means there is very little room for improvement. {Record your rating on the compass diagram.}

Think about the following when considering your rating:

- What are the opportunities to take part in play and recreation? (You may want to think about specific groups such as teenagers, older people, children with disabilities and so on.)
- Are the spaces and facilities to support play and recreation of good quality, well maintained and used to their full potential?
- Are the spaces and facilities accessible and can everyone afford to use them?
- Are children able to challenge themselves and build their confidence while playing?
- Does the community welcome children playing outdoors?
- Is access to, or the feeling of safety within, spaces and facilities affected by the time of day or year?

Use this space to note the reasons for your rating.

# Facilities and amenities

Facilities and amenities are the things that we need to live and enjoy life. This can include shops, schools, nurseries, libraries, GP surgeries and places to eat, drink and meet friends. Access to facilities and amenities is important to support healthy, fulfilling lives.

Now think about the place you are assessing and ask yourself:

## Do facilities and amenities meet my needs?

Next, rate the place on a scale from 1 to 7, where 1 means there is a lot of room for improvement and 7 means there is very little room for improvement. {Record your rating on the compass diagram.}

Think about the following when considering your rating:

- Does a range of facilities and amenities meet a variety of different needs (for learning, health, shopping, relaxation, and so on)?
- Can everyone use the facilities and amenities, whatever their age, sex, ethnic group, disability, religious belief or sexuality?
- Are the facilities and amenities within a reasonable distance and easily accessible?
- Are they of good quality and well maintained?
- Are the facilities and amenities being used to their full potential to help to support a healthy lifestyle?

Use this space to note the reasons for your rating.

# Work and local economy

Good-quality work offers important benefits through income, activity, social contact, sense of identity and job satisfaction. A thriving local economy can provide work opportunities and help create lively places where people want to spend time.

Now think about the place you are assessing and ask yourself:

## Is there an active local economy and the opportunity to access good-quality work?

Next, rate the place on a scale from 1 to 7, where 1 means there is a lot of room for improvement and 7 means there is very little room for improvement. {Record your rating on the compass diagram.}

Think about the following when considering your rating:

- Is there an active local economy that helps to create different kinds of jobs?
- Are there opportunities for people to gain skills for work, such as education, training and volunteering?
- Can local people access job opportunities, whatever their age, sex, ethnic group, religious belief, sexuality or disability?
- Do local services such as jobcentres, recruitment agencies and affordable childcare help people to find and keep work?
- Are there opportunities and spaces for local businesses to start up and grow?

Use this space to note the reasons for your rating.

# Housing and community

The homes that are available locally will affect who lives in an area and how a place looks and feels. Good places have a mix of quality homes for families and people of different ages and incomes.

Now think about the place you are assessing and ask yourself:

## Do the homes in my area support the needs of the community?

Next, rate the place on a scale from 1 to 7, where 1 means there is a lot of room for improvement and 7 means there is very little room for improvement. {Record your rating on the compass diagram.}

Think about the following when considering your rating:

- Is housing a positive feature of the area?
- Is there a range of good-quality housing available for different sizes of household?
- Is there a range of housing tenancies (rented, privately owned, and so on) to meet different needs of people, whatever their income?
- Do the different housing types work well with one another?
- Does a variety of housing allow people to stay in the area as their needs change, or they grow older?

Use this space to note the reasons for your rating.

# Social contact

Feeling isolated can be damaging to our health and wellbeing. Good places provide a variety of spaces to meet and spend time with others.

Now think about the place you are assessing and ask yourself:


## Is there a range of spaces and opportunities to meet people?

Next, rate the place on a scale from 1 to 7, where 1 means there is a lot of room for improvement and 7 means there is very little room for improvement. {Record your rating on the compass diagram.}

Think about the following when considering your rating:

- Which spaces provide opportunities for people to meet?
- Is there a range of different spaces (indoor, outdoor, purpose-built and more informal) where people can meet?
- Can these spaces be used at different times of the day, throughout the year, and in different types of weather?
- Do people from across the whole community and from different backgrounds mix together and get to know each other?

Use this space to note the reasons for your rating.



# Identity and belonging

How a place looks, its history and what other people think of the place can affect how we feel. A strong local identity can help us feel pride in our place, our community and in ourselves as a result.

Now think about the place you are assessing and ask yourself:

## Does this place have a positive identity and do I feel I belong?

Next, rate the place on a scale from 1 to 7, where 1 means there is a lot of room for improvement and 7 means there is very little room for improvement. {Record your rating on the compass diagram.}

Think about the following when considering your rating:

- Do people view the place positively?
- Are the history, heritage and culture of the place known and celebrated?
- Do local groups and networks help people feel involved positively in their community?
- Can people feel connected to their neighbours and community, whatever their background?
- Does everyone feel like they belong, whatever their age, sex, ethnic group, religious beliefs, sexuality or disability?

Use this space to note the reasons for your rating.

# Feeling safe

How safe a place feels can affect people's wellbeing and how they spend their time in the place. Well-designed places can help make places feel safer and reduce crime and antisocial behaviour.

Now think about the place you are assessing and ask yourself:


## Do I feel safe here?

Next, rate the place on a scale from 1 to 7, where 1 means there is a lot of room for improvement and 7 means there is very little room for improvement. {Record your rating on the compass diagram.}

Think about the following when considering your rating:

- Are routes safe and well used at different times of the day and throughout the year?
- Are spaces overlooked by buildings that are well used, adding to a feeling of safety?
- Is the area free of empty or derelict property, crime and antisocial behaviour?
- Do people feel safe both at home and when out and about?
- Is the area safe for everyone, whatever their age, sex, ethnic group, religious beliefs, sexuality or disability?

Use this space to note the reasons for your rating.





# Care and maintenance

Places that are well cared for can make us feel positive, while those that are not looked after properly can have the opposite effect. Proper maintenance arrangements allow people to feel supported and more positive about where they live.

Now think about the place you are assessing and ask yourself:

## Are buildings and spaces well cared for?

Next, rate the place on a scale from 1 to 7, where 1 means there is a lot of room for improvement and 7 means there is very little room for improvement. {Record your rating on the compass diagram.}

Think about the following when considering your rating:

- Are facilities such as parks, public spaces or public properties well maintained in general?
- Are there any specific problems in the area, such as litter, vandalism, or dog mess?
- Are there good facilities for recycling and refuse storage and is collection well organised?
- Do local authorities, housing associations, landlords and residents know their responsibilities and take action when necessary?
- Is there an effective local residents' association?

Use this space to note the reasons for your rating.

# Influence and sense of control

People's views about their local area should be heard. Having a voice in decision making and feeling able to make changes can help to build stronger communities and better places. Having a sense of control can make people feel positive about their lives.

Now think about the place you are assessing and ask yourself:

## Do I feel able to take part in decisions and help change things for the better?

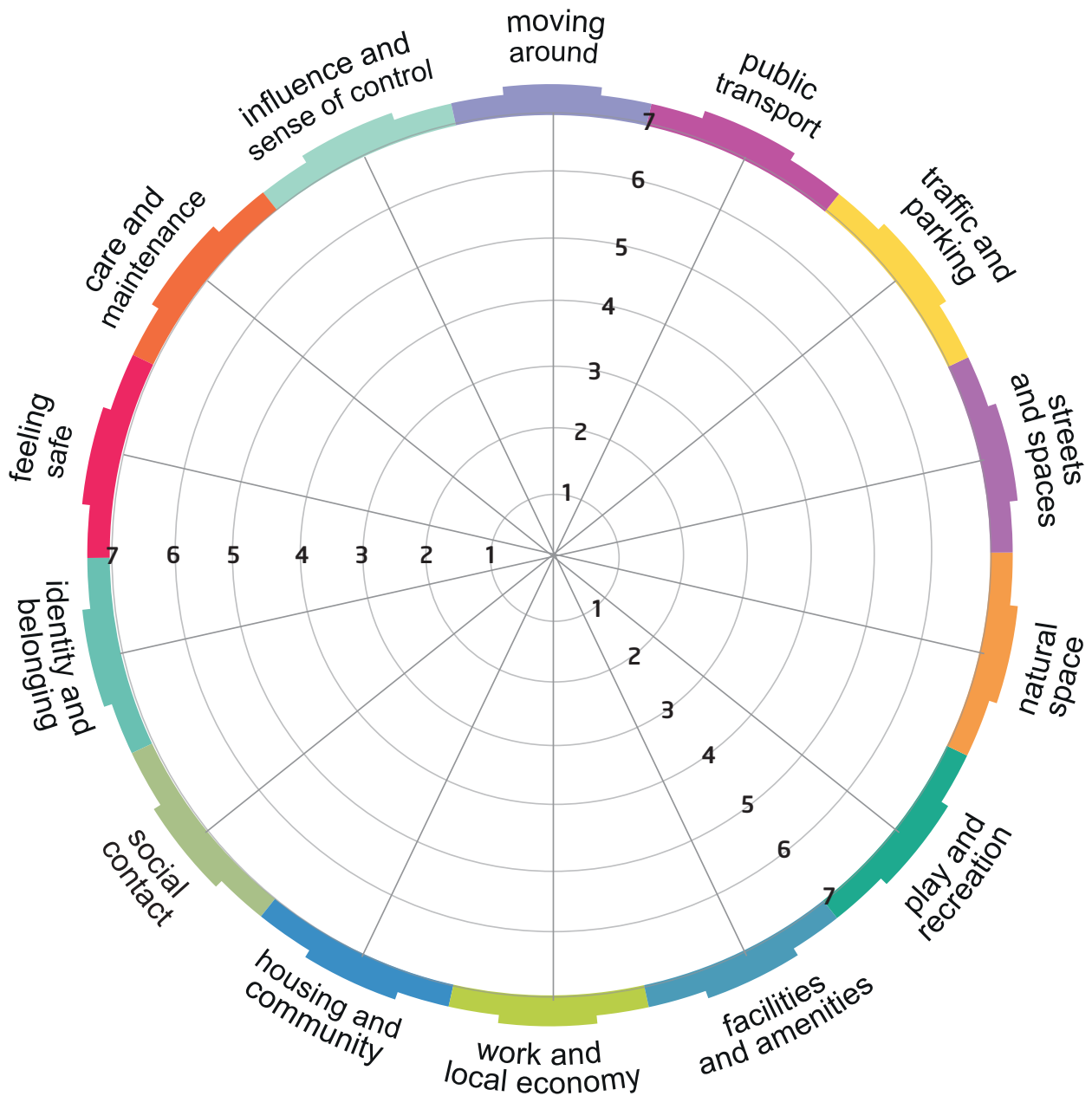
Next, rate the place on a scale from 1 to 7, where 1 means there is a lot of room for improvement and 7 means there is very little room for improvement. {Record your rating on the compass diagram.}

Think about the following when considering your rating:

- Are people able to contribute to decisions that affect them?
- Is everyone able to contribute, whatever their age, sex, ethnic group, religious belief, sexuality or disability?
- Do local community services or groups allow people to get involved?
- Do organisations such as local authorities, health services or housing associations actively work with the community to understand their needs?
- Do local people feel listened to? Do people know how to be listened to?


Use this space to note the reasons for your rating.

When you have answered all the questions, plot each rating on the 'compass diagram'.

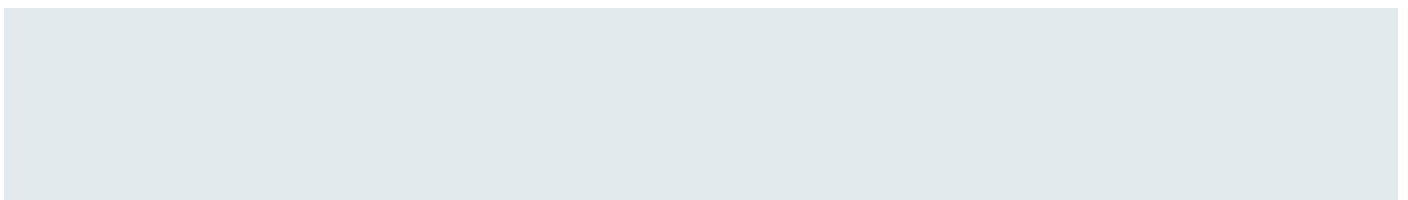
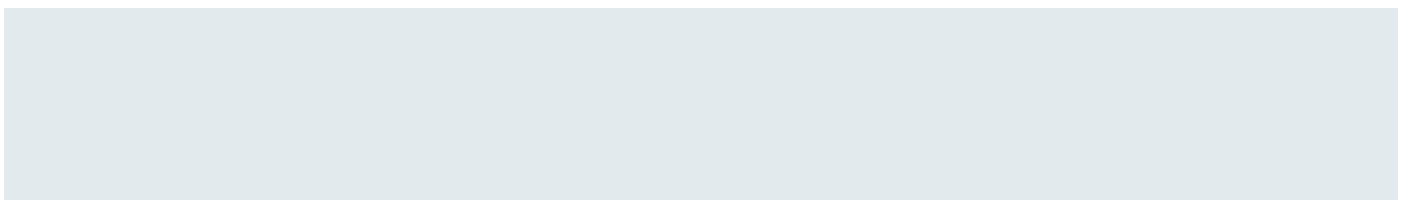



# Priorities for action

What are the main issues and priorities for change that you have identified?




It may be useful to list your top three priorities here:

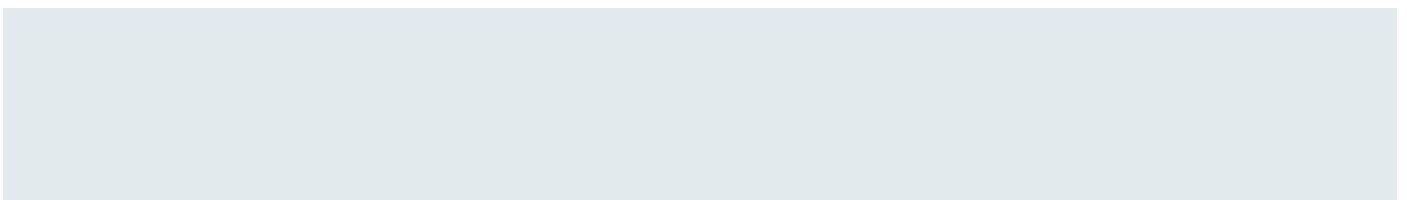
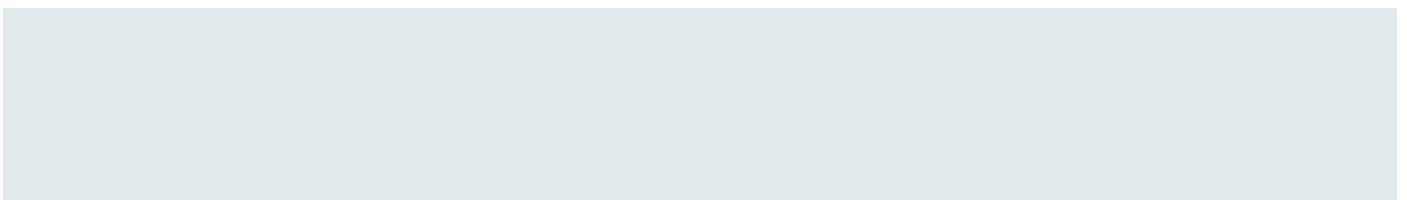
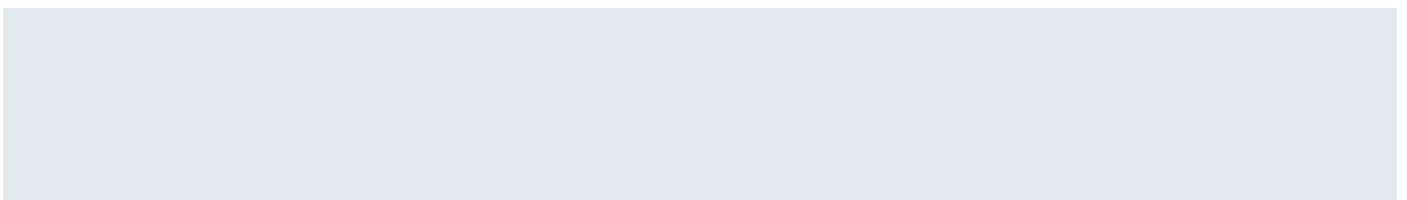


# Priorities for action

What actions could be taken to deal with these?



It may be useful to list your top three priorities here:









**Architecture &  
Design Scotland**  
Ailtearachd is Dealbhadh na h-Alba

**NHS**  
Health  
Scotland



**Scottish Government**  
Riaghaltas na h-Alba  
gov.scot